

## Contents

Trouble Shooting XML.....	1
Description:.....	1
XML Notepad .....	1
Description:.....	1
Pre-Requisites: .....	1
Testing With XML.....	3
Identifying Error Types.....	5
Online XML Validator .....	8
Description:.....	8
General Instructions.....	8

## Trouble Shooting XML

### Description:

This document discusses 2 XML tools that will help make trouble shooting easier for both DOJ and our Clients. Both can :

- Provide an easy Method to review xml data

- Identity Invalid XML

- Identify Missing Tags

- Identify Out of Sequence Tags

## XML Notepad

**Description:** XML Notepad 2007 provides a simple intuitive user interface for browsing and editing XML documents.

### Pre-Requisites:

1. Download XML Notepad

Go to: <http://www.microsoft.com/en-us/download/details.aspx?id=7973>

2. Have most recent CAPSSMain XSD on your Desktop

Note: XSD defines the structure and data types for XML i.e. Bulk Upload XML

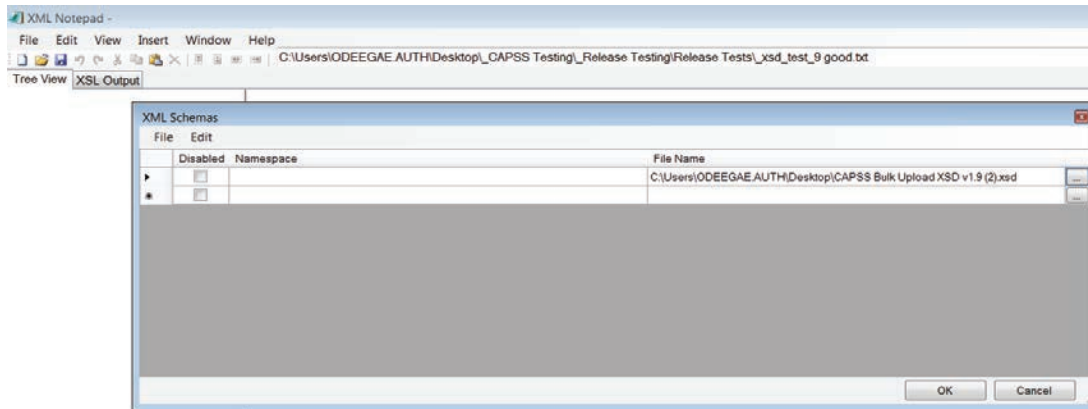
## Testing With XML

1. Open XML Notepad

2. Load XSD

-Go to View/Schemas

-Select XSD from you Desktop and hit 'OK'

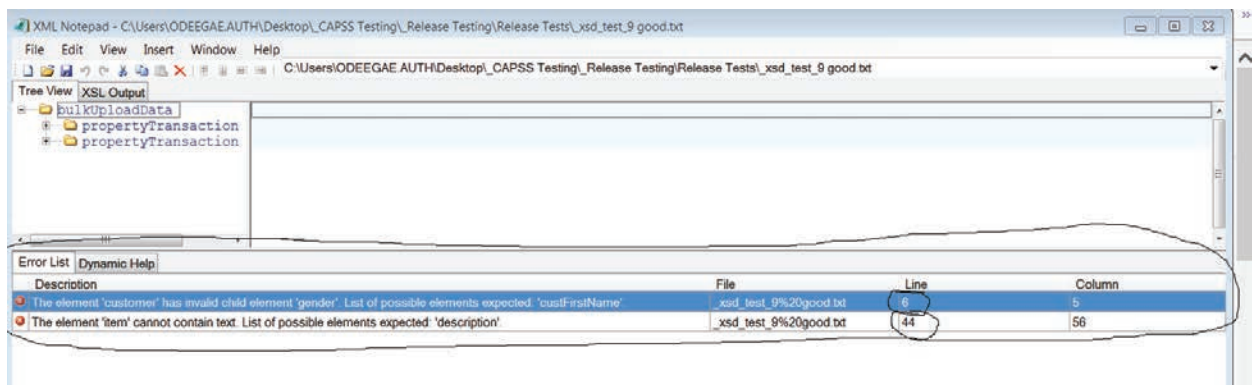


Note: From this point on you will be able to select XSD from your Schema Drop Down

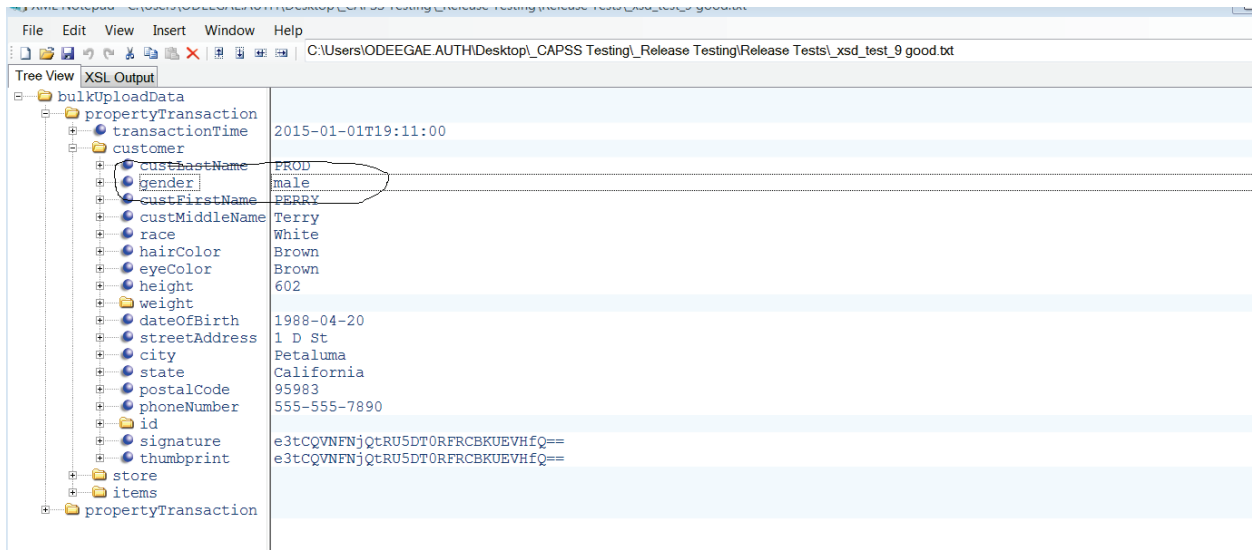
3. Open your XML you want to verify (you can also drag into screen)

File/Open or Drag

4. If there are Missing or Out of Sequence Tags you will see Errors at the bottom of the screen:



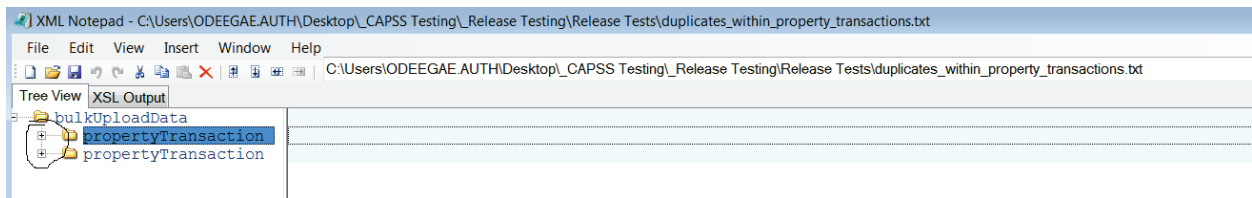
5. To see the errors double click number under 'Line' i.e. 6 and xml error will show up (with field outlined)



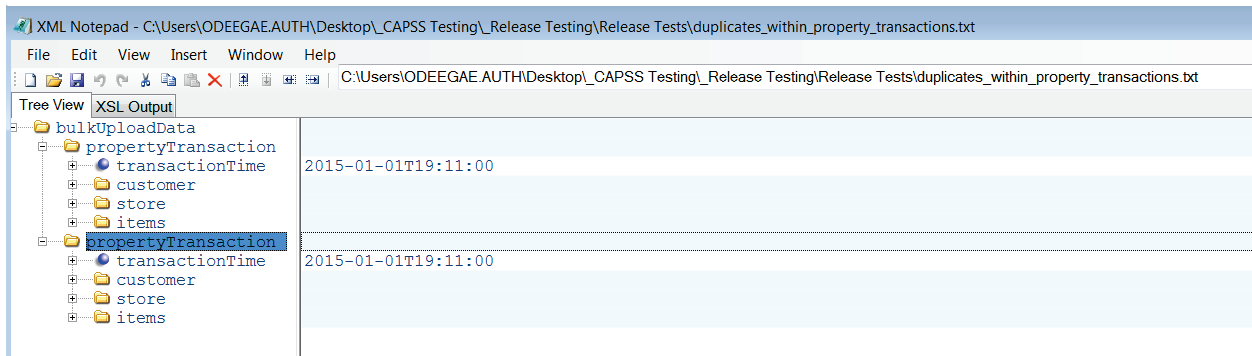
In this case, tag 'gender' is out of order.

6. To view Data, expand tags by clicking on '+':

Before:



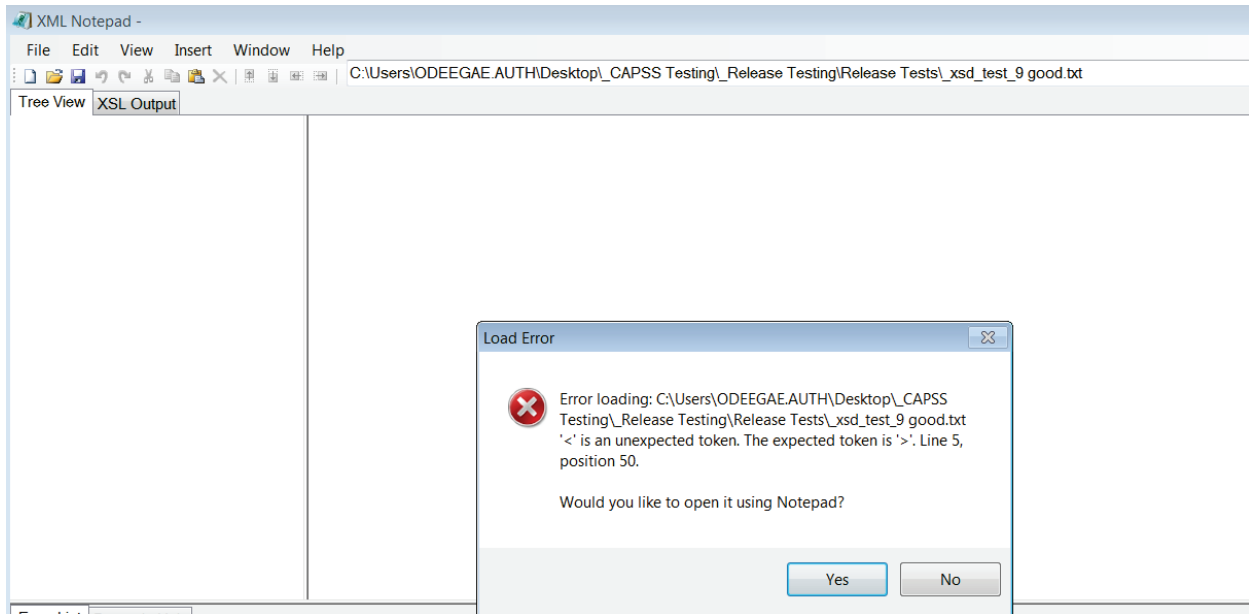
After



## Identifying Error Types

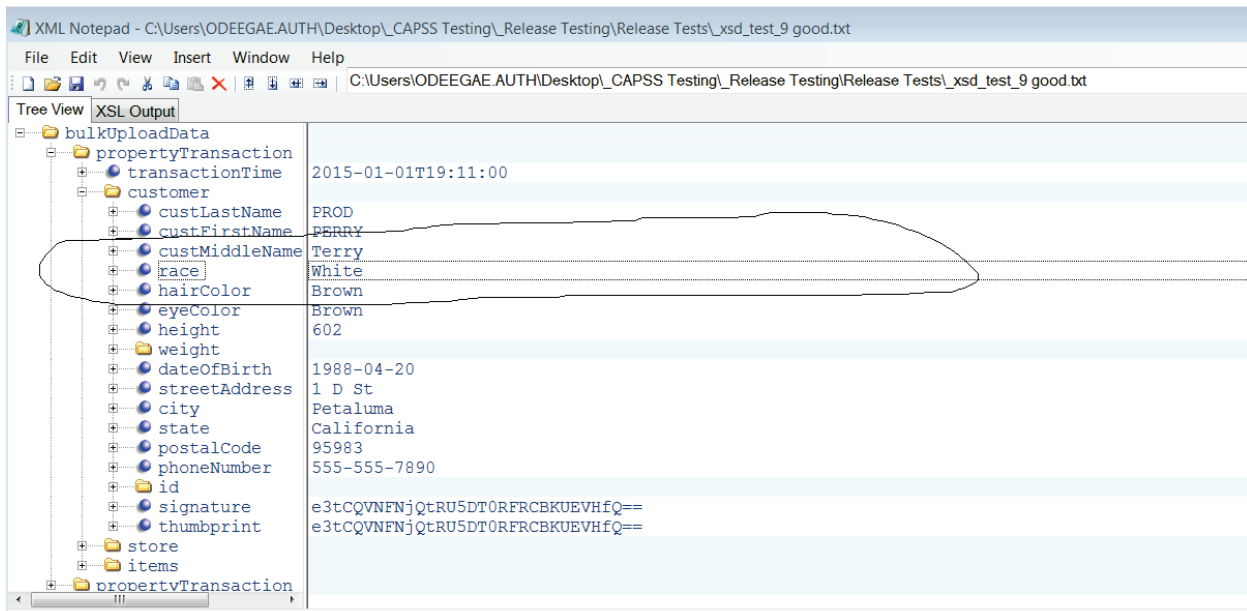
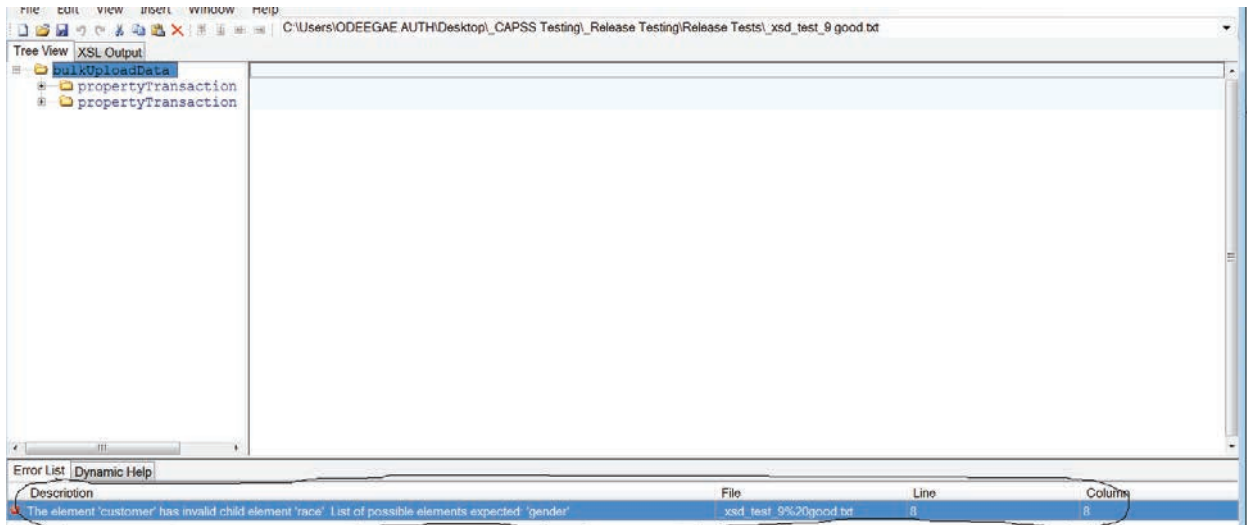
### *Invalid XML*

In this example the xml is missing a bracket '>' in line 5, position 50. You have the option to open the xml in Notepad to review.



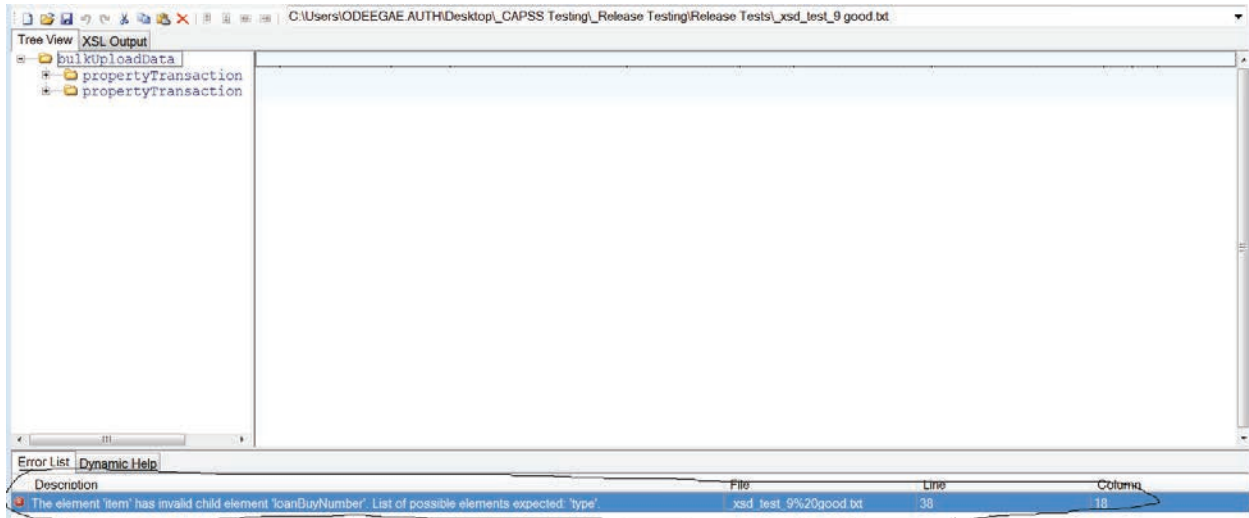
## Missing Tags

In this case the 'gender' tag is missing. The description indicates it has found element 'race' but expected 'gender'. You can double click on highlighted description and xml will come up with column in error identified.



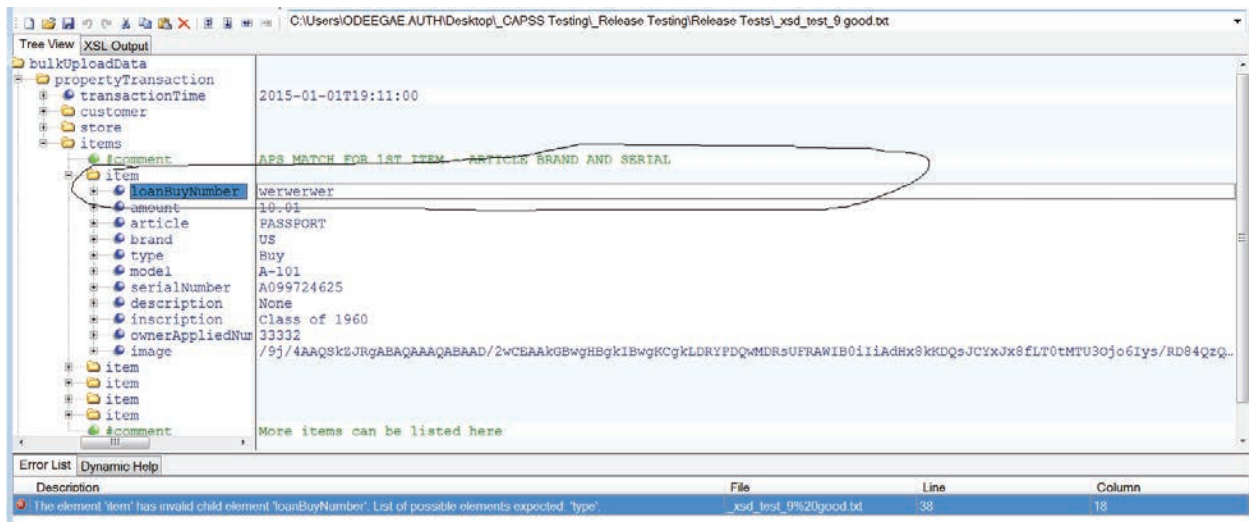
## Out of Sequence Tags

In this case tag 'Type' is out of sequence . The description indicates element item has an invalid child element 'loanBuyNumber' and the expected element was 'type'. You can double click on highlighted description and xml will come up with column in error identified.



The screenshot shows the XSL Output viewer with the following error message:

Description	File	Line	Column
The element 'item' has invalid child element 'loanBuyNumber'. List of possible elements expected: 'type'	xsd_test_9%20good.txt	38	18



The screenshot shows the XSL Output viewer displaying XML data. The error message from the previous screenshot is highlighted in the description column of the error list at the bottom.

Description	File	Line	Column
The element 'item' has invalid child element 'loanBuyNumber'. List of possible elements expected: 'type'	xsd_test_9%20good.txt	38	18

The XML data shown in the main pane includes:

- transactionTime: 2015-01-01T19:11:00
- customer: [empty]
- store: [empty]
- items: [empty]
- Fragment: APS MATCH FOR 1ST ITEM - ARTICLES BRAND AND SERIAL
- item: [empty]
- loanBuyNumber: werwerwer
- amount: 10.01
- article: PASSPORT
- brand: US
- type: Buy
- modelName: A-101
- serialNumber: A099724625
- description: None
- inscription: Class of 1960
- ownerAppliedNum: 33332
- image: /9j/4AAQSkZJRgABAQAAQABAAID/2wCEAAkGBwgHBgkIBwgKCgkLDRYFDQwMDRsUFRAWIB01IAdHx9kKDQsJCYxJX8FLt0tMTU30jo6Iys/RD84QzQ...

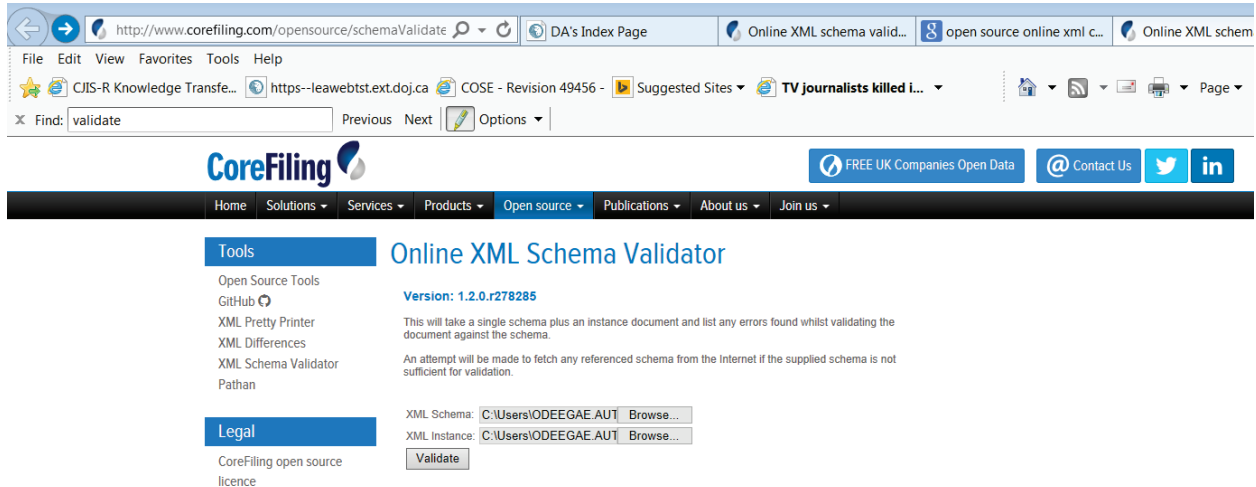
## Online XML Validator

**Description:** An online XML Validator could be provided on AG Web Site for Clients to initially validate their xml format. Below is a link.

<http://www.corefiling.com/opensource/schemaValidate.html>

### General Instructions

1. Under XML Schema browse for XSD
2. For XML browse for xml to be validated
3. Select 'Validate'



<http://www.corefiling.com/opensource/schemaValidate.html>

4. Select 'Click here'



5. Results



Tools

- Open Source Tools
- GitHub
- XML Pretty Printer
- XML Differences
- XML Schema Validator
- Pathan

## Online XML Schema Validator

Version: 1.2.0.r278285

Well Formed: VALID  
Schema Validation: INVALID

The following errors were found:

TYPE	LOC	MESSAGE
Validation	8, 10	cvc-complex-type.2.4.a: Invalid content was found starting with element 'race'. One of '{gender}' is expected.
Validation	49, 33	cvc-complex-type.2.4.a: Invalid content was found starting with element 'loanBuyNumber'. One of '{type}' is expected.

[Validate another document](#)

Legal

CoreFiling open source licence

Note: You will need to load the XSD and XML each time