

Deep Historical Roots

Racial bias and disparate medical treatment

Race-based medicine


Medical exploitation




The transatlantic slave trade was the largest forced oceanic migration in human history

Ghanaian artist, Kwame Akoto-Bamfo commemorates the transatlantic slave trade

PLAN OF LOWER DECK WITH THE STOWAGE OF 292 SLAVES
 130 OF THESE BEING STOWED UNDER THE SHELVES AS SHEWN IN FIGURE B & FIGURE 3.



PLAN SHEWING THE STOWAGE OF 130 ADDITIONAL SLAVES ROUND THE WINGS OR SIDES OF THE LOWER DECK BY MEANS OF PLATFORMS OR SHELVES
 (IN THE MANNER OF GALLERIES IN A CHURCH) THE SLAVES STOWED ON THE SHELVES AND BELOW THEM HAVE ONLY A HEIGHT OF 2 FEET 7 INCHES
 BETWEEN THE BEAMS: AND FAR LESS UNDER THE BEAMS. See Fig 1.



The Upper and Lower Decks of the Slave Ship Brooks, Liverpool



Dr. Thomas Trotter
(1760-1832)



Speculum Oris: to force feed slaves

Artist Tom Feelings



While whipping enslaved people who refused to eat, they smiled and said, "Presently we shall be no more." Testimony of Dr. Isaac Wilson



Lulu Wilson, former enslaved woman and nurse

From the
Charleston
Mercury

"Wanted: FIFTY NEGROES.
Any person having sick
negroes, considered
incurable by their
respective physicians and
wishing to dispose of
them, Dr. Stillman will pay
cash for negroes...*The
highest cash price will be
paid as above.*"

SLAVE LIFE IN GEORGIA:

A NARRATIVE

OF THE

LIFE, SUFFERINGS, AND ESCAPE

OF

JOHN BROWN,

A Fugitive Slave,

NOW IN ENGLAND.

EDITED BY

L. A. CHAMEROVZOW,

SECRETARY OF THE BRITISH AND FOREIGN ANTI-SLAVERY SOCIETY.

LONDON:


MAY BE HAD ON APPLICATION TO THE EDITOR,

AT No. 27, NEW BROAD STREET,

AND OF ALL BOOKSELLERS.

—
1855.





Dr. J. Marion Sims and the "Mothers of Gynecology"

ERY THOM



Mode of holding Sims' Speculum.

The Vaginal Speculum

Used today during
gynecological exams

Black Women as the Mothers of Gynecology

By utilizing the bodies of Black women doctors advanced their understanding of:

- The surgical cure for vesico-vaginal fistula
- How to remove burst ovaries
- Deliver stillborn children
- Stop intra-uterine bleeding
- Fix fused labias
- Repair obstetrical fistulae
- Remove ovarian tumors
- First full uterine removal (Dr. Paul Eve)
- Caesarean sections: 30 of 37 experimental Caesarean sections were performed on Black women in 1830



“Human bones found in a well at VCU reveal the mixed legacy of race and medical progress”

From the
Charleston
Mercury

"No place in the United States offers as great opportunities for the acquisition of anatomical knowledge. **Subjects being obtained from among the coloured population in sufficient numbers *for every purpose*** and proper dissections carried on *without offending any individuals in the community!*"



“The bodies of coloured people exclusively are taken for dissection because the whites do not like it and the coloured people cannot resist.”

Harriet Martineau (1802-1876)
Considered the first woman sociologist

WARNING:

This slide contains graphic material
that some viewers might find
disturbing.



Her loss is our gain. Mit. '98.

98 '98

98 '98

'98
IV

HEIN
'98

P
NICE

Pa
'98

W

In the hierarchy of the human species, Blacks exist between the ape and the European



FIG. 341. — Negro.⁵⁶⁴



FIG. 340.⁵⁶⁶

Greek.



FIG. 343. — Young Chimpanzee.⁵⁶⁵

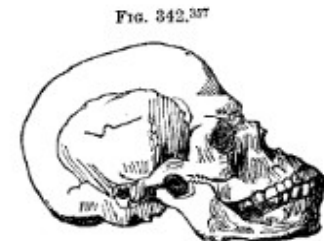


FIG. 342.⁵⁶⁷

Creole Negro.



FIG. 344.⁵⁶⁸

Young Chimpanzee.

N^o. XXXV.

Observations intended to favour a supposition that the Black Color (as it is called) of the Negroes is derived from the LEPROSY. By DR. BENJAMIN RUSH.

Read at a Special Meeting July 14, 1792.

DR. SMITH in his elegant and ingenious Essay upon the Variety of Color and Figure in the Human Species has derived it from four causes, viz. climate, diet, state of society, and diseases. I admit the Doctor's facts, and reasonings as far as he has extended them, in the fullest manner. I shall only add to them a few observations which are intended to prove that the color and figure of that part of our fellow creatures who are known by the epithet of negroes, are derived from a modification of that disease, which is known by the name of Leprosy.

Many facts recorded by historians, as well as physicians show the influence of unwholesome diet in having produced the leprosy in the middle and northern parts of Europe in the 13th and 14th centuries. The same cause, combined with greater heat, more savage manners, and bilious fevers, probably produced this disease in the skin among the natives of Africa. But I will not rest the proofs of the color and figure of the negroes being a leprosy simply upon its causes. Other circumstances make it much more probable. I shall briefly enumerate them.

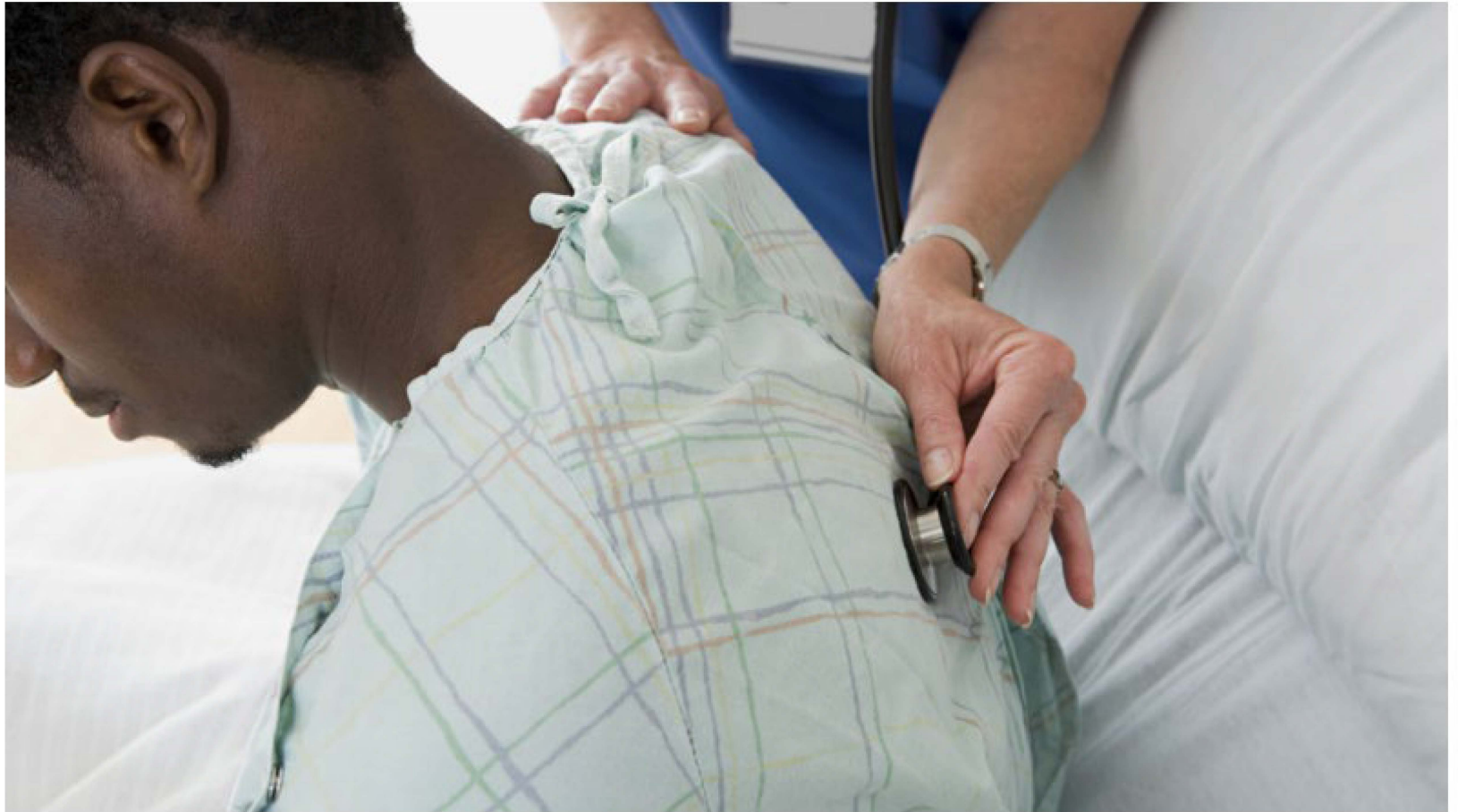
1. The leprosy is accompanied in some instances with a black color of the skin. Of this I have met with a satisfactory proof in Dr. Theiry's account of the diseases of Asturia in Spain. I shall insert a translation of his own words upon this subject. "There are (says this excellent physician) above twenty hospitals for lepers in this province, and I have observed six species of the disorder.

Benjamin Rush (1799)

Black skin was caused by leprosy and caused "morbid insensibility in the nerves."

Some medical students still think black patients feel less pain than whites

By IKE SWETLITZ [@ikeswetlitz](#) / APRIL 4, 2016



Racial disparities seen in how doctors treat pain, even among children



Haider J. Warraich, *The Washington Post*, July 11, 2020

'This is how black people get killed.' Doctor's COVID-19 death becomes new symbol of racism

Black Doctor Dies of Covid-19 After Complaining of Racist Treatment

“He made me feel like a drug addict,” Dr. Susan Moore said, accusing a white doctor of downplaying her complaints of pain and suggesting she should be discharged.

Deep Historical Roots

Racial bias and disparate medical treatment

Race-based medicine

Medical exploitation